

I'M NOVA — THE SELF-DIRECTED LEARNER!

XINGNAN

FOR COUNTRY & FOR SCHOOL

ESTABLISHED 1932

Primary 1

My Start-It-Right Kit

A Confident Person
A Self-directed Learner
A Compassionate Leader



I'M IXY — THE COMPASSIONATE LEADER!





I'M BRAVEY — THE CONFIDENT PERSON!

Holistic Education in Xingnan

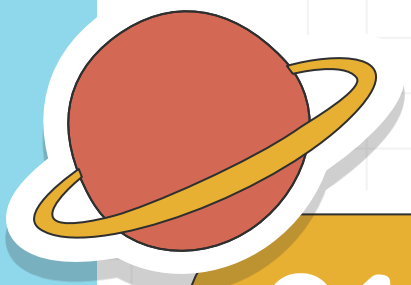



01 Positive Learning Dispositions

02 Exceutive Functioning

03 Theme-Based Learning

04 Experiential Learning

05 Collaborative Learning

Learning@Xingnan

Richer Regular Feedback for Affirmation & Improvement

More emphasis on learning experiences

Focus on Acquisition of Knowledge and Values



A Quick Guide for Parents

This chart shows the 4 learning dispositions (or "superpowers") we are developing in school. You can use the simple prompts below to talk with your child at home, celebrate their efforts and encourage them to use these superpowers in daily life.

Our Learning Disposition Superpowers

Small steps. Big growth!

REFLECTIVE
Owl Ollie



- Ask questions when I am unsure.
- Listen to feedback and use it to improve.

I think, I ask, I improve!

COLLABORATIVE
Squirrel Sammy



- Do my part and help my group.
- Listen respectfully to others' ideas.

Together, we can do more!

RESILIENT
Polar Bear Benny



- Ask for help when I need it.
- Stay positive and keep trying when things are hard.

I can keep going!

ENTHUSIASTIC
Butterfly Bella



- Take initiative, share ideas and volunteer.
- Show curiosity and enjoy learning new things.

I am ready to learn!

Every day, I can grow my learning superpowers!



Our Xingnan Mascots

Hello, Xingnanians! We're your school mascots — **Bravey, Nova** and **Ixy.**
We're here to grow, shine and explore alongside you.
Each of us represents a part of Xingnan's school vision: to be a **Confident Person**, a **Self-Directed Learner** and a **Compassionate Leader.**

I'm Bravey — The Confident Person!

Hey everyone! I'm **Bravey**, and I'm here to cheer you on!

I believe that real confidence comes from knowing who you are, doing what is right, and never giving up when things get tough.

I think before I speak, listen to others with respect, and treat everyone with kindness and fairness, even when our opinions are different. I'm not afraid to stand up for what is right, help someone in need, or learn from my mistakes. I **believe that I can always learn, improve and grow, even when things don't go as planned**. Every challenge is an opportunity to grow stronger, braver and wiser.

So believe in yourself, have the courage to make good choices, **embrace challenges with a growth mindset**, and let your actions inspire others every day!



"Speak with courage, act with kindness, and shine with confidence!"

I'm Nova — The Self-Directed Learner!

Hello, explorers! I'm **Nova**, and I believe every book opens the door to a new adventure!

I wear my VR glasses because they help me see the world from fresh perspectives, spark my imagination, and discover exciting new ideas.

I love asking questions, exploring different viewpoints, and reading to learn more about the world around me. **I use my Executive Function to set goals, plan what I need to do, manage my time wisely, stay focused, and check my progress along the way.** I keep going even when learning gets challenging. Every mistake is an opportunity to reflect, learn, and grow stronger.

With curiosity, perseverance, and a love for discovery, there's always something new to explore!



"Discover. Reflect. Grow. Every page is the start of a new adventure!"

I'm Ixy — The Compassionate Leader!

Hi there! I'm **Ixy,** and I believe that kindness helps everyone bloom!

I love looking out for others, making sure no one feels left out, and thinking about how my words and actions can brighten someone's day.

Being a Compassionate Leader means listening with empathy, appreciating that everyone is unique, and offering a helping hand when someone needs support. **I love being a "bucket filler" — using kind words, thoughtful actions and encouragement to fill others' buckets** and help them feel valued and cared for. I take the initiative to care for my school, my community, and the environment because small acts of kindness can make a big difference.

When we encourage one another, work together, and lead by example, we help everyone grow stronger. So reach out, lead with your heart and help others grow!



"Lead with heart, inspire with kindness, and help others bloom!"

A Quick Guide for Parents

Use these simple prompts to have meaningful conversations with your child at home:

Ask
"What did you learn or try today?"

Affirm
"Wow! You showed confidence/initiative/kindness!"

Guide
"What can you do next time?"

Encourage
"Keep going! Small steps can lead to big growth!"

A Xingnanian

Has Confidence to display the right values

Has strong Desire to learn

Has Empathy and Leadership qualities



Parents as Partners

- Work with our teachers and staff of school
- Help your child know his/her school environment and routines
- Teach him/her how to make friends
- Advise/Teach your child to ask for help from his/her peers and teachers

School- Home Partnership



Know and support your child

School- Home Partnership

- Respect your child’s opinions and listen
- Understand your child’s strengths and weaknesses
- Make learning enjoyable at home
- "Every child grows on their own timeline."
  "Value your child’s individual journey without looking left or right."
  "Let's celebrate your child’s individual wins, big or small."
- Affirm your child’s efforts







Executive Functioning

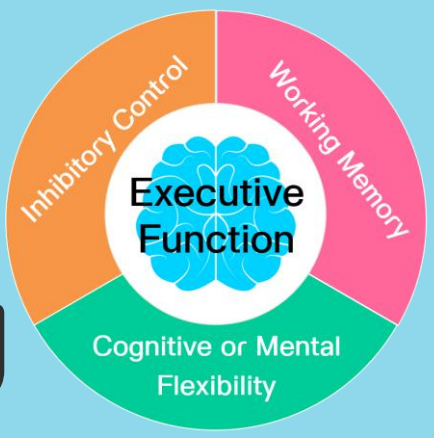

- The 4 focused areas for Executive Functioning are Attention, Organisation & Planning, Inhibitory control and Flexibility.

- You can work with your child to:
  1) Be self-managed and independent
  2) Set routines and habits
  3) Manage time

- Encourage healthy, balanced life
- Discipline with empathy & care
- Be alert to needs and fears

School- Home Partnership







My Executive Functioning Superpower Journey

Resilience & Self-Control



Staying Calm with Bear Benny

Being calm and in control helps me make better choices.

Focus & Organisation



Finding Focus with Owl Ollie

Building the strength to stay focused and organise my tasks independently.

Adapting with Butterfly Bella



Being flexible and trying new ideas to learn.

Getting organised with Squirrel Sammy



Planning, organising and checking my progress.

> "I can't do it yet but I am growing!"

> "My superpowers grow when I practise!"

Be the best version of yourself!

A Quick Guide for Parents

Use these simple prompts at home to grow your child's EF superpowers:

Ask

"Which superpower did you use today?"

Affirm

"I like how you stayed calm / kept going / tried a new way!"

Guide

"What can you plan or do next time?"

Encourage

"Keep practising! You are growing your superpowers!"

Getting Ready for P1

1 month before First day of school

Uniform	2 To 3 sets for a week
Name Tags	1 for each set of uniform & few extras
School Books	Can be purchased online for home delivery; Self-collection by appointment only
Pencil Case & Coloured Pencils	At least two 2B pencils, ruler and eraser 12 colour (box)
School Bag	Light weight school bag
Refillable water bottle	Manageable size
Reusable lunch box	For light, healthy snacks



Getting Ready for P1

1 month before 1st day of school

Transportation	Arrange with Bus Company online, if needed
Student Care Services	Arrange student care services, if needed.
Dental Treatment	Provide approval at https://childconsent.hpb.gov.sg



Getting Ready for P1

1 week before 1st day of school

Routines	Start early to set routines for longer school hours
Sleeping Time	Early to bed early to rise – 8 hours of sleep
Device Time Eg iPad / handphone / Television	Stop 1 hour before bedtime; Not more than 30 minutes per session. Parents are encouraged to use parental control app to limit the screentime.
Haircut	Refer to school diary
Healthy snacks	Work together on planning healthy snacks
Parent Kit	Go through the resources together with your child



Getting Ready for P1

1 day before 1st day of school

Packing Schoolbag	Refer to Primary 1 Packing List (Slide 15-18) Do it together
Uniform Snack Water bottle	Iron uniform Pack snacks Fill up water bottle
Pocket Money	Cash $2.50 - $3.00 OR Activate POSB Smart Buddy Watch
Timer/Alarm Clock	Set timer early to give time for all morning routines eg shower, breakfast
Provide clear Information	• After school dismissal arrangement • Transportation back home • Student Care Centre matters • Where to meet after school





Things to bring everyday

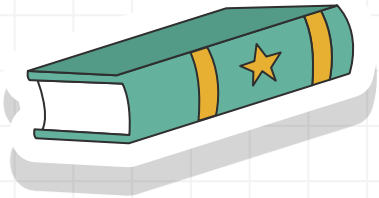



No.	Items
1	School Diary (Fill in your child's personal particulars)
2	Homework File (Set the divider ready for your child to learn organisation)
3	Stationery Set (Two sharpened 2B pencils, eraser, ruler, sharpener, glue stick)
4	Colour Pencils
5	Story book
6	Water Bottle
7	XNPS Whiteboard with Square Grids

All items to be labelled with name and class of child.





Things to bring on 4 January (Monday)

No.	Items	
1	XNPS A5 3 Line Exercise Book	To be collected and kept by teachers
2	XNPS English File (Blue)	
3	Social Studies Activity Book 1	
4	Form Teacher Guidance Period (FTGP) Student Journal 1	
5	XNPS A5 Report Book	

All items to be labelled with name and class of child.





Things to bring on 5 January (Tuesday)

No	Items	
1	Primary Mathematics Practice Book 1A	To be collected and kept by teachers
2	Primary Mathematics Practice Book 1B	
3	XNPS Math File (Pink)	
4	An Active and Healthy Me P1	

All items to be labelled with name and class of child.





Things to bring on 6 January (Wednesday)

No	Items	
1	Primary Mother Tongue Writing Book 1A (if applicable)	To be collected and kept by teachers
2	Primary Mother Tongue Activity Book 1A (if applicable)	
3	XNPS Mother Tongue File (Yellow)	
4	MT CCE Activity Book	

All items to be labelled with name and class of child.

Our School Diary



- Our School Diary will be issued to your child in Week 1.
- Every pupil is expected to bring the diary to school every day.
- The diary is uniquely designed to remind pupils of the school rules to follow.
- The diary is an important means of communication between parents and teachers.
- Parents should encourage your child to show the diary to you daily to check for schedules and notes from the teachers if any.

Accidental Protection Plan

- Our school has put in place processes to ensure that all pupils and staff will be safe in school.
- In case of unforeseen accidents in school, the school has acquired “Accident Protection Policy” insurance for pupils.
- The School Accident Policy will be purchased for every pupil using the School Fund. Parents do not need to pay for the protection policy.
- Claims can be made for physical injuries sustained by pupils in school.

Here are some useful resources to improve bonding, communication and language.



Dialogic Reading Tips

Using the story "Dear Zoo" by Rod Campbell (Lift-the-flap book)

Level 1

Ask questions from the text.



- What was the first animal that was sent by the zoo?
- Which animal was too jumpy?

Level 2

Ask open-ended questions to let your child form his/her own opinions about the story.



- Before lifting the flap to reveal the animal that the zoo sent, you can get your child to guess the animal. For example, when you read, *"He was too fierce! I sent him back."* You can ask your child to name animals that are fierce.

Level 3

Ask abstract questions.



- Why do you think that we cannot keep an elephant in our house?
- Why do you think that the dog is a perfect pet?
- Can you share with me what is a perfect pet for you and why?

Useful Tips



- To provide an enjoyable dialogic reading experience for your child, do not force your child to read or recognize words.
- Encourage and prompt them when they lack the expressive language to share what they want to say.
- Always allow them to share first (even if the sharing is not realistic). E.g. Your child shares that she wants a unicorn as a pet. Parent can share their perspective and say, "Wow, that's nice. But I don't think that we can find a unicorn anytime soon. How about something that you think is easier to find?"

Here are some useful resources to improve bonding, communication and language.

My Day Chart



















Using My Day Chart

The My Day Chart shows 9 pictures of your child's daily routines, from brushing teeth in the morning to going to bed at night. It is a simple tool to help your child talk about their day and feel connected to you.

Why Use It?
Your child's school day includes time for sharing feelings and building social-emotional skills. The My Day Chart brings this same spirit of conversation home. When children feel heard, they grow in confidence and trust.

How to Use It
At the end of the day, look at the chart together. Ask your child to point to what they did, then follow up with a simple question like *"How did that feel?"* or *"Was that easy or tricky today?"* Listen without rushing and share a little about your own day too — it shows your child that everyone has a story to tell.
You don't need to go through all 9 pictures. Even one good conversation is enough!

When children feel safe to talk at home, they feel safe to learn at school. You are their first and most important teacher!

Here are some useful resources to assist your child with numbers.



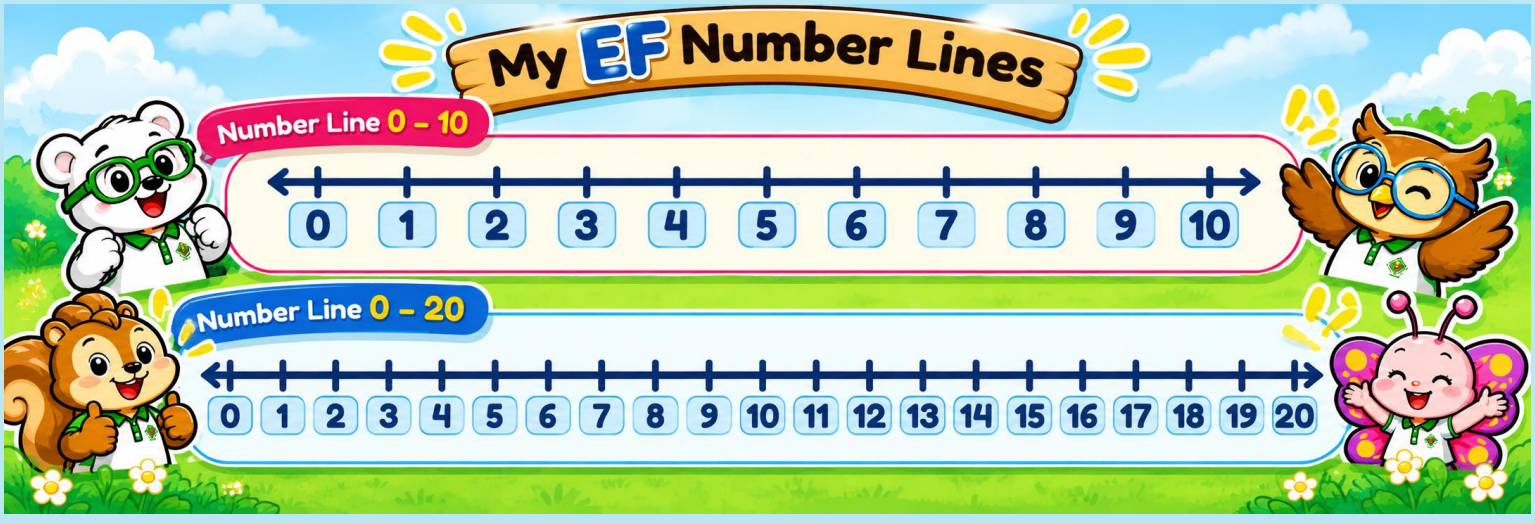

Using Subitising Dots

Subitising is recognising "how many" at a glance, without counting one by one — like knowing a dice shows 5 instantly. It's a key building block for number sense in P1.
The ten-frame boxes show dots in two rows of 5. Your child looks at the dots and writes the number they see — without counting!

How to Use It
1. Look, don't count. Show your child a ten-frame and ask, *"How many dots? Don't count — just look!"* Give them a few seconds. This trains quick number recognition.

2. Use the "5 and some more" trick. For numbers 6–10, teach your child to use the top row of 5 as an anchor. For example, 7 dots = "5 on top, 2 below — that's 7!" This builds towards addition skills.

3. Talk about their thinking. Ask *"How did you know?"* rather than just checking if the answer is right. This deepens understanding.

Little and Often Works Best
Just 5–10 minutes a few times a week is enough. Celebrate their thinking, not just correct answers!

Using Number Lines

A number line shows numbers in order from left to right. It helps your child see how numbers relate to each other – which is bigger, which is smaller, and how far apart they are.

How to Use It

1. Counting forwards and backwards. Start at any number and count forwards ("let's hop from 3 to 7!") or backwards ("let's jump back from 8 to 4!"). Use your finger to physically touch each number as you go. This builds a strong sense of number order.

2. Finding one more / one less. Ask *"What is one more than 6?"* and have your child hop one step to the right. Then try *"What is one less than 9?"* and hop left. This lays the groundwork for addition and subtraction.

3. Simple adding and subtracting. Turn sums into hops! For 4 + 3, start at 4 and hop 3 steps to the right — where do you land? For 7 – 2, start at 7 and hop 2 steps to the left. This makes abstract sums feel concrete and visual.

4. Comparing numbers. Ask *"Which is bigger, 4 or 7?"* and let your child point to both on the line. Numbers to the right are always bigger — a simple rule they can see for themselves.

Tips for Success

Point and say the numbers aloud together to make it multisensory. Keep sessions short and playful — even using a number line drawn on paper or the floor with chalk works wonderfully!

Here is a calm down strategy we use schoolwide.



Here are some useful online resources you can share with your child.



Remember to keep the screentime limits.

National Library Board (NLB) Discover Read	https://www.nlb.gov.sg/main/site/discovereads
Nessy	https://www.youtube.com/@nessy
Alphablocks	https://www.youtube.com/@officialalphablocks
Numberblocks	https://www.youtube.com/@Numberblocks

How to contact us



If you have any enquiries, feel free to contact us via the following ways.

General Office:	6791 3679
Fax:	6792 1493
Email	xingnan_ps@moe.edu.sg
Website	www.xingnanpri.moe.edu.sg
Address	5 Jurong West Street 91 Singapore 649036



THANK YOU

More information on the P1 Engagement Day on the first day of school (4 January 2027 Monday) will be sent to the parents via Parents Gateway.

